

# Anna Johnson

My name is Anna Johnson and I'm an aspiring industrial designer/graphic designer. I've been passionate about art since I was seven and the guitar since I was ten. Art has always been a meaningful outlet for me to express myself and connect with others. Throughout my time at South Central High School I've improved in my skill and creative thinking abilities. I've been able to improve at digital art as well as traditional art.



## MY CATS





# RESUME

## ANNA JOHNSON

6774 Leftfoot Lane Winterville, NC 28290  
(252) 767-2351 ♦ annathejohnson07@gmail.com

### EDUCATION

**South Central High School**

*graduating 2025*

### VOLUNTEER EXPERIENCE

**Special Olympics**, D.H. Conley High School

Managed group schedules and assisted in artistic activities

**Art and Theatre Departments**, South Central High School

Painted 2 murals throughout the school

**Annual Christmas Decor**, Creekside Elementary School

Fully decorated and constructed annual Christmas decor

**Art Donation**, Origami for Good Foundation

Created and donated 90 pieces of origami art

### SKILLS

**Adobe Certifications**

Professional in Visual Design using Adobe Photoshop, Professional in Visual Design, Professional in Graphic Design & Illustration Using Adobe Illustrator

### AWARDS AND SCHOLARSHIPS

**Magazine Collage Project “Sleep When You’re Dead”** , Pitt County Schools

*2024*

Awarded 3rd place for magazine collage project “Sleep When You’re Dead” at the 2024 Pitt County High School Art Competition

**2D Art Project “Reflection”** , Congressional Art Competition

*2023*

Awarded certificate of special congressional recognition for 2D art project ”Reflection” by the U.S. House of Representatives First District of North Carolina

**2D Art Project “Mitski”** , Pitt County Schools

*2022*

Awarded honorable mention for 2D art project “Mitski” at the 2022 Pitt County High School Art Competition

### ACTIVITIES

**Honors Society Memberships**, South Central High School

*2021 - Current*

National Art Honors Society, National Math and Science Honors Society, and National Honors Society

**Music Lessons**, Happy Tails Music

*2021 - Current*

Music lessons for guitar, drums, and piano

**Summer Guitar Festival and Workshop**, East Carolina University

*2023*

Studied classical guitar and participated in performances

# ACHIEVEMENTS



## ADOBE CERTIFICATIONS

Professional in Visual Design using Adobe Photoshop, Professional in Visual Design, Professional in Graphic Design & Illustration Using Adobe Illustrator

## MAGAZINE COLLAGE PROJECT SLEEP WHEN YOU'RE DEAD, PITT COUNTY SCHOOLS 2024

Awarded 3rd place for magazine collage project "Sleep When You're Dead" at the 2024 Pitt County High School Art Competition

## 2D ART PROJECT REFLECTION, CONGRESSIONAL ART COMPETITION 2023

Awarded certificate of special congressional recognition for 2D art project "Reflection" by the U.S. House of Representatives First District of North Carolina

## 2D ART PROJECT MITSKI, PITT COUNTY SCHOOLS 2022

Awarded honorable mention for 2D art project "Mitski" at the 2022 Pitt County High School Art Competition





# PORTFOLIO



While at South Central High school I've created projects from Adobe Visual Design I Honors, Adobe Visual Design II Honors, Visual Arts Foundations, Visual Arts Intermediate, Visual Arts Honors Advanced, Visual Arts Honors Proficient, AP Studio Art: 2D Design, and AP Studio Art: 3D Design.

## 3D PROJECTS

## 2D PROJECTS

## ADOBE PROJECTS



# CONTACT



[\\_annathej0hns0n\\_](#)



[annathejohnson07@gmail.com](mailto:annathejohnson07@gmail.com)



[\(252\)837-2781](tel:(252)837-2781)

Lets get in touch!



# ADOBE PROJECTS



Projects created in  
Adobe Visual Design 1 Honors  
and Adobe Visual Design II  
Honors.



# 2D PROJECTS



Projects created in  
Visual Arts Intermediate,  
Visual Arts Honors Proficient,  
and AP 2D Art.





# 3D PROJECTS






Projects created in  
Visual Arts Honors Proficient  
and AP 3D Art.








# PLAYING CARDS

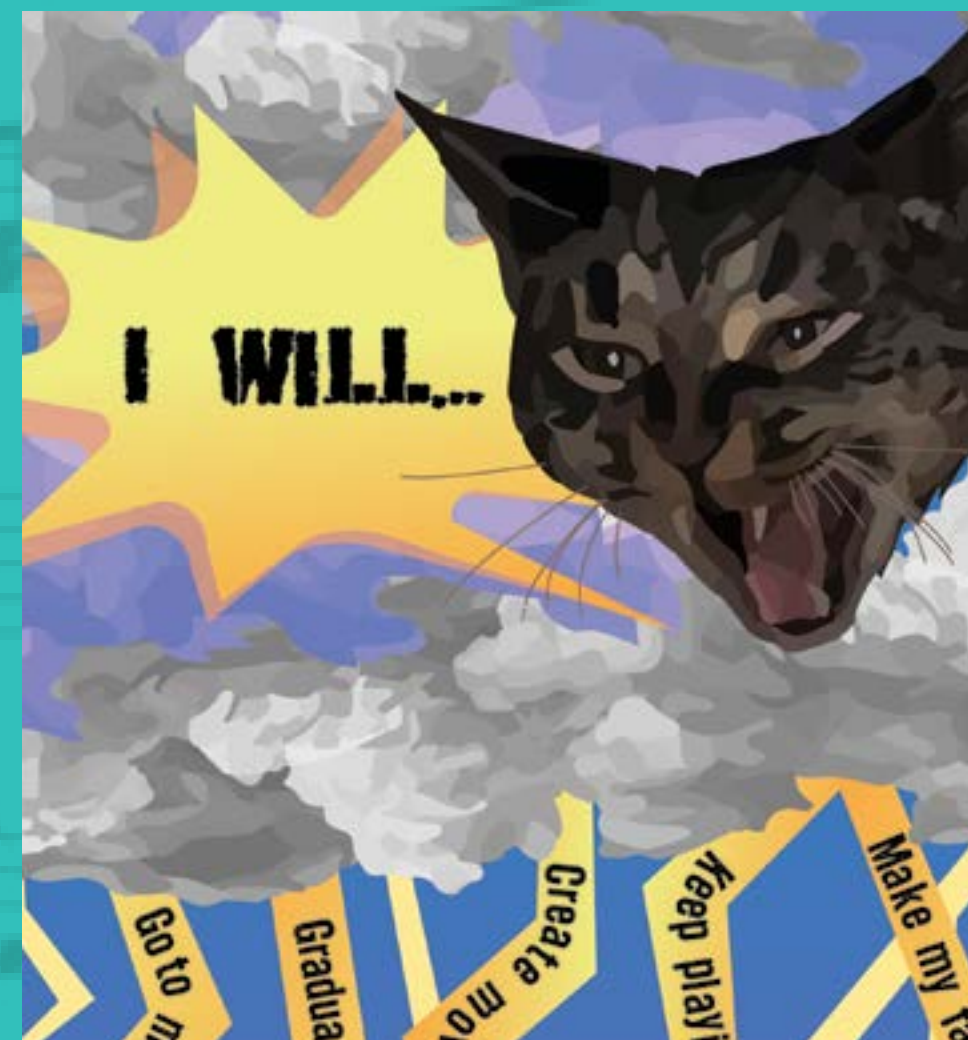


To create my playing cards I designed the facecards in Photoshop and the logo in Illustrator. I imported all of my designs into Indesign to create the cards. I was inspired by Animal Crossing New Horizons when making my cards.





# WHO AM I?



For my Who Am I project I included my aspirations for the future, my guitar, and my cat. I created illustrations using Adobe Illustrator and imported a logo I created by hand.





# SODA CANS



For my soda cans design I chose flavors with all different color schemes. I chose the brand Polar so that I could incorporate the polar bear in the logo. I created the bear illustration on Adobe Illustrator and the designs on Adobe Indesign.



# CLOTHING CATALOG

**Thank you to our sponsors!**  
Formula One Racing  
Capitol Records  
Nickelodeon  
Sanrio  
Fender Co.

**Even more on our website!**  
[www.nocturnalapparel.com](http://www.nocturnalapparel.com)  
nocturnalcustomerhelp@gmail.com  
(252)325-436

**@nocturnal\_apparel**  
[www.nocturnalapparel.com](http://www.nocturnalapparel.com)  
(252)325-436  
**@nocturnal\_apparel**

**Promo codes:**  
NOCTURNAL24  
WINTERSAVE20  
STARSAVING\$10  
WHISKER100

US \$24.99  
CA \$35.15  
NOCTURNAL (004684299760)

**Save up to 50% off using the included promo codes, or by following us on Twitter and Instagram!**  
Limited time offer September 15 - October 31st  
**@nocturnal\_apparel**  
**@nocturnal\_apparel**

**nocturnal Apparel**

**All new styles and savings!**  
Sundresses, tees, jeans, skirts, sweatshirts, and hoodies!

**Contact**  
[www.nocturnalapparel.com](http://www.nocturnalapparel.com)  
nocturnalcustomerhelp@gmail.com  
(252)325-436

**Contents:**  
1 - Dresses  
2 - Shirts  
3 - Bottoms  
4 - Sweatshirts  
5 - Hoodies

Established in 1692, Nocturnal Apparel's core values are craftsmanship and sustainability. We blend comfort with effortless style, offering a curated collection perfect for every season. Whether you're enjoying a warm summer day in one of our light, breezy sundresses or lounging in a cozy hoodie during cooler months, Nocturnal ensures versatility and quality in every piece.

**@nocturnal\_apparel**  
**@nocturnal\_apparel**

**SHIRTS**

Carlos Sainz Tee  
Cotton and polyester  
\$9.99  
Sizes: XS, S, M, L, XL  
Colors: #4120757

Appa Tee  
Cotton and polyester  
\$9.99  
Sizes: XS, S, M, L, XL  
Colors: #4110657

Foo Fighters Tee  
Cotton and polyester  
\$9.99  
Sizes: XS, S, M, L, XL  
Colors: #4130857

**BOTTOMS**

Floral Jeans  
100% denim  
\$14.99  
Sizes: XS, S, M, L, XL  
Colors: #5113928

Plaid Skirt  
Cotton  
\$14.99  
Sizes: XS, S, M, L, XL  
Colors: #5124928

**SWEATSHIRTS**

Fender Strat  
Cotton and polyester  
\$9.99  
Sizes: XS, S, M, L, XL  
Colors: #6115830

Badtz-Maru  
Cotton and polyester  
\$9.99  
Sizes: XS, S, M, L, XL  
Colors: #6126830

**HOODIES**

Moon Hoodie  
Polyester  
\$12.99  
Sizes: XS, S, M, L, XL  
Colors: #7113421

Cat Racing  
Polyester  
\$12.99  
Sizes: XS, S, M, L, XL  
Colors: #7123521

In my clothing catalog I chose an orange/blue color scheme. I chose the name Nocturnal so that I could incorporate black cats into my design. I created the clothing designs using Adobe Photoshop, the cat illustrations using Adobe Illustrator, and the pages on Adobe Indesign. For the moon and star doodles I drew them out on Procreate before importing them to Indesign. I also incorporated some illustrations into my clothing designs.

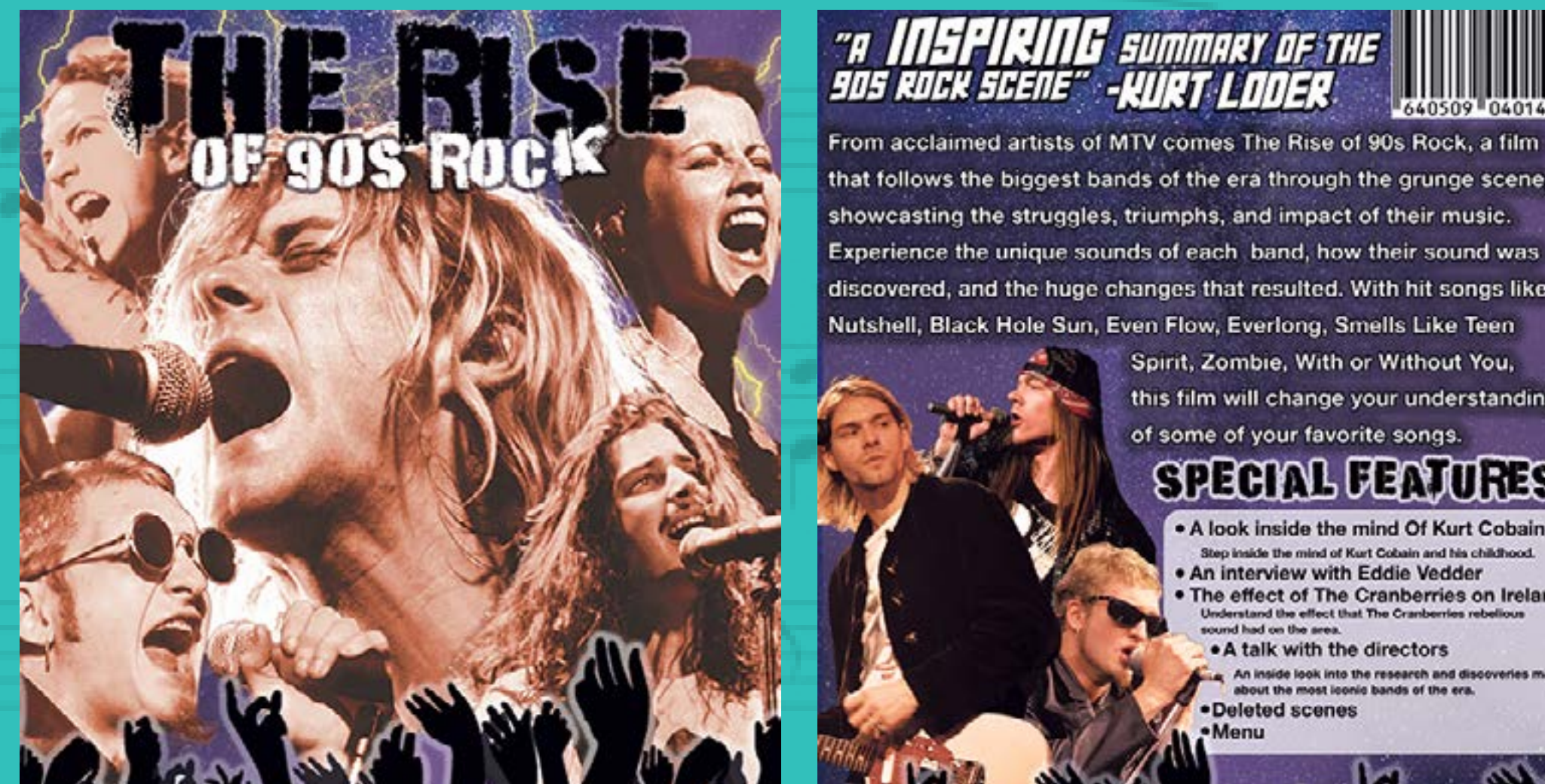




# DVD COVER




For my DVD cover I knew I wanted to incorporate some of my favorite artists, so I chose The Rise of 90s Rock. I chose a purple/red color scheme. I created this design in Adobe Photoshop.





# CAT COLLAGE



To create my cat collage I cut out small bits of magazine to create the colors of the cat's fur. I chose the quote "Sleep When You're Dead" because it is something my grandma said. I wanted the collage to show all the things that you have the opportunity to do when you're alive. I won 3rd place for this project at the 2024 Pitt County High School Art Competition.





# CAT COLOR WHEEL



I was inspired to create a cat color wheel by a color wheel I saw in my art teacher's room. I thought it would be interesting if the cat was the complimentary color of the background. This is the largest painting I've ever made.





# MITSKI



I used stippling to create this project. I focused on the shadows in the face and the highlights. I incorporated some of Mitski's songs and lyrics into the space below her face. I won an Honorable mention for this piece at the 2022 Pitt County High School Art Competition.





# CAT RACING




For this project I painted the car and cat close up traditionally. I imported the illustrations to Photoshop and used gradients and brushes to create the poster. This was the first time I combined traditional and digital art on Photoshop.





# SELF PORTRAIT



To create my self portrait I took a picture of myself in an interesting light. I used oil paints to create this piece. I learned how to mix oil paints and how it is different from acrylic paint.



# STARRY FELINE



When making this painting I started with a sketch and imported it to Procreate. I used the different Procreate brushes and layer settings to create my desired look. I used my own cat as a reference.





# TRUCK



I based this project off of my grandpa's truck. I used cardboard and wood to create this piece. I incorporated LED lights by making a circuit that has a button in the bed of the truck. This was the first time I incorporated LEDs into a design.





# TV ATARI



I was inspired to create this project when I heard my dad talking about his old gaming console. I used wood, clear plastic, and string to create this piece. I created a plastic bulb around the LED to disperse the light to illuminate the entire screen.





# GUITAR



I based this project off of my grandpa's old electric guitar. I used wood, foam, and wire to create this piece. I laser cut the Fender logo into the top of the neck.





# PERSONAL COMPUTER



I had the idea to create this project when I got a new computer. I used cardboard and string to create this piece. I layered the cardboard on the screen to create the overlapping windows. I used string to connect the keyboard and mouse to the computer.





# HAUNTED HOUSE



I created this project when I had an interest in architecture. I used cardboard, paper, plastic straws, and cotton to create this piece. I made the layout on the Sims4 before I sketched it out. I created individual drawings to go into each window.





# ORIGAMI TREE



I was inspired to make this project by the tree that I used to climb in my backyard. I thought it would be interesting if I incorporated fall colors on the the cranes/leaves. I used paper, wire, tissue paper, foam, and string for this project.

